


Chapter - 4

**Agriculture and Rural
Development**



Chapter - 4

Agriculture and Rural Development

*मुखिया मुख सो चाहिए, खान पान कहां एक
पालै पोसे सकल अंग, तुलसी सहित विवेक
- गोस्वामी तुलसीदास*

Madhya Pradesh is one of the country's top producers of food grains, pulses, and oilseeds in the country. In the past two decades, Madhya Pradesh's agricultural sector has experienced rapid growth. In the fiscal year 2022-2023, the primary sector contributed 36.32 percent of the state's Gross Value Added (GVA).

The Madhya Pradesh government has made tireless efforts to boost the development of the agriculture sector. Some of the crucial actions include the improvement of irrigation infrastructure, the accessibility of electricity, the improvement of rural road connectivity, and the improvement of the State's system for purchasing agricultural products. Availability of certified seeds has also been ensured by the Government. Policy initiatives have been taken in all the five key sectors viz. irrigation, power, roads, financing and procurement which support the expansion of agriculture in the state. As a result, the Madhya Pradesh government was awarded the Krishi Karman Award for the 7th time in 2021.

The Madhya Pradesh government has been actively promoting organic farming in recent years. The government is also working to promote sustainable agricultural practices through organic farming practices.

Rural roads, rural employment, housing, drinking water and sanitation, rural-urban connectivity, strengthening of Panchayats, and capacity building have all been used to determine growth in the rural sector.

Agriculture and livestock are important contributors to the primary sectors and it should be noted that over the past ten years, the livestock sector's contribution has steadily increased, rising from 2.96 percent in the year 2011-12 to 5.93 percent in the year 2022-23. The main horticultural crops in state are oranges, mangoes, guavas, bananas, pomegranates, potatoes, tomatoes, onions, chillies, green peas, and coriander. In comparison to the year 2021-22, the growth rates in the primary and agriculture sectors were 5.24 percent and 5.46 percent, respectively in the year 2022-2023.

Agro-climatic zones of Madhya Pradesh

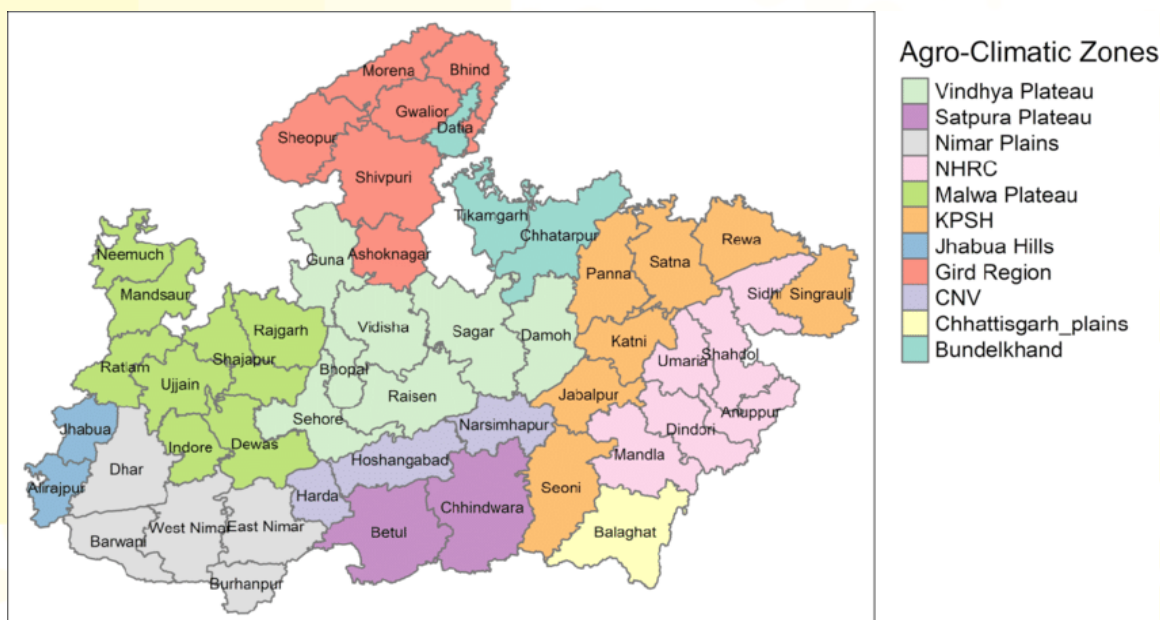


Figure 4.1 : Agroclimatic zones of Madhya Pradesh

Source Vani et al. 2001

Madhya Pradesh has remarkable agricultural diversity due to its wide range of climate and soil types, with each of its 11 agro-climatic zones having unique cropping patterns and inherent challenges.

The rice-wheat cropping system is followed in Kymore Plateau & Satpura Hills zone. The Central Narmada Valley & Vindhya Plateau mainly grow wheat, while the Gird Region, Bundelkhand and Satpura Plateau zones follow a wheat-jowar cropping pattern. However, Malwa Plateau, Nimar Plains and Jhabua Hills follows a cotton-jowar cropping pattern.

4.1 Agriculture

4.1.1 Agricultural production

The crop area has increased by 5.46 percent in the year 2022-23. When compared to 2021-2022, the area under cereals increased by 1.11 percent in the year 2022-23. Production of cereals and oilseeds rose by 2.58 percent and 16.38 percent, respectively while production of pulse increased by 17.04 percent, respectively. Comparing 2022-2023 to the previous year, the production of total crops increased by 4.16 percent.

Production of major crops

The state's agricultural output has increased over time. Under cereals, wheat and paddy are the main crops of Madhya Pradesh. The area covered by paddy in the year 2021-22 increased by 12.00 percent when compared to year 2020-21. Paddy production rose from 12502 thousand metric tons in

the year 2020–2021 to 13193 thousand metric tons in the year 2021–2022 which shows an increase of 5.53 percent. The average production of paddy in the last ten years is 80.87 lakh metric tons. Madhya Pradesh produced an average of 36.93 lakh metric tons of maize and 245.89 crore metric tons of wheat over the previous ten years. The production of maize increased from 4430.00 thousand metric tons in the year 2020–21 to 4607 thousand metric tons in the following year, showing a 4.0 percent rise.

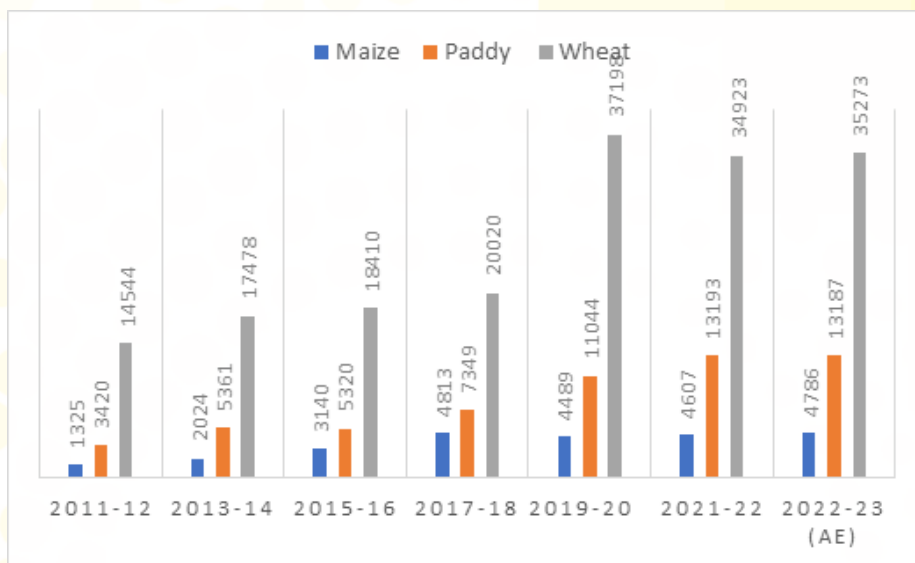


Figure 4.2 : Production of major crops (thousand metric tons)

Source: Farmers Welfare and Agriculture Development Department, Madhya Pradesh, 2022

International Year of Millets - 2023

Millets are often referred to as superfoods and their production can be seen as an approach for sustainable agriculture and a healthy world. Efforts are being made to revive the forgotten glory of ‘Miracle Millets’ through the International Year of Millets (IYM) – 2023. Millets such as jowar, bajra, kodo-kutki, etc. are known to have multiple health benefits and are resilient to climate change, and require less water for irrigation compared to wheat and rice. Madhya Pradesh has immense potential of increasing the cultivation and production of local millets viz. jowar, bajra, kodo and kutki. Madhya Pradesh is one of the major producers of kodo kutki in India. Kodo kutki is primarily grown in the eastern and central parts of Madhya Pradesh, where the soil is well-drained and fertile. In line with the Central Government’s initiatives and schemes, the government of Madhya Pradesh has been taking several initiatives to promote the cultivation of millets in the state. The government has also launched various schemes and programs to encourage the cultivation of kodo kutki like MP State Millet Mission in 2020 and Mukhya Mantri Kodo-Kutki Kheti Sahayta Yojana, which provides financial assistance to farmers for the purchase of seeds and other inputs. In addition, efforts are being made to improve the market linkage and value chain of kodo kutki, to ensure better prices for the farmers. Mandla is the hub of production of the Kodo and Kutki Millet which has also been identified as the One District One Product (ODOP) under the Pradhan Mantri Formalisation of Micro food processing Enterprises (PMFME) Scheme launched by the Ministry of Food Processing Industries.

Production of pulses

Madhya Pradesh is a major producer of pulses in India. Major pulse crops grown in Madhya Pradesh are tur (arhar), gram, masoor (lentil) and urad. The graph here depicts that the average production of gram, urad and lentil in the last 10 years was 35.83, 7.35 and 4.78 lakh metric tons. In the past ten years, the average annual growth rate of gram, urad, and lentil is 2.49, 32.9, and 17.76 percent, respectively. Year 2021-2022 had a 97.54 percent growth in urad production over the previous year. The area covered by Arhar grew by 2.74 percent (219 thousand hectares to 225 thousand hectares) in 2022-23 when compared to 2020-21.

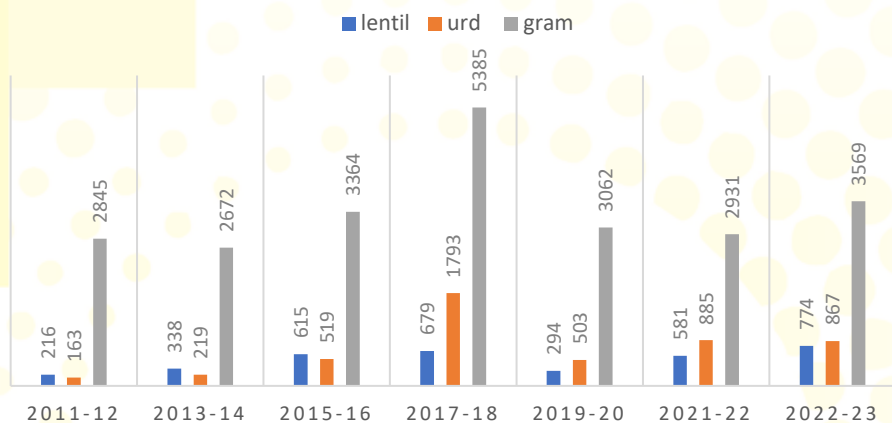


Figure 4.3 : Production of major pulses (thousand metric tons)

Source: Farmers Welfare and Agriculture Development Department, Madhya Pradesh, 2022

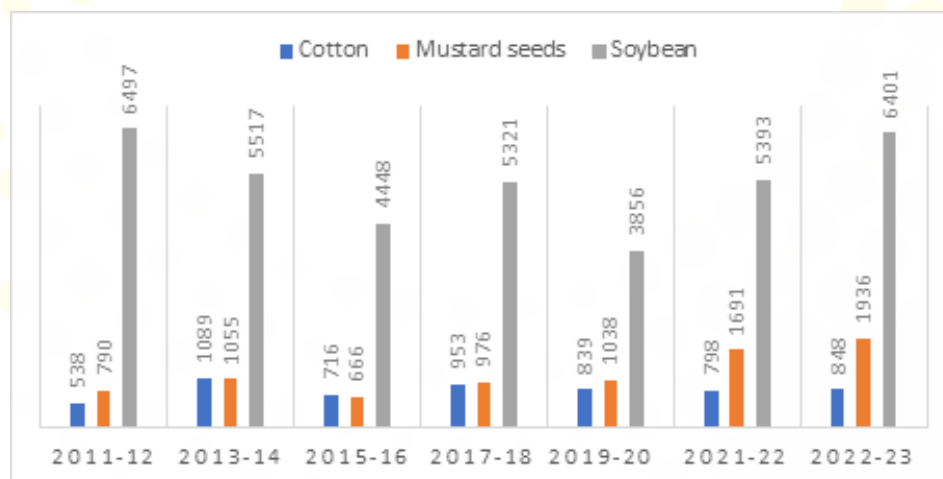


Figure 4.4 : Production of major commercial crops (thousand metric tons)

Source: Farmers Welfare and Agriculture Development Department, Madhya Pradesh, 2022

Production of commercial crops

Mustard, soybeans, and cotton are the main commercial crops grown in the state. Madhya Pradesh is the largest producer of soybean in India. Mustard production increased from 1307 thousand metric tons to 1691 thousand metric tons between the years 2020-21 and 2021-22, showing a jump of 29.38 percent. Soybean production increased by 60 percent, from 3370 thousand metric tons in the years 2020-21 to 5392 thousand metric tons in the year 2021-22. Production of sugarcane increased from 544 thousand metric tons in the previous year of 2020-21 to 651 thousand metric tons in the following year of 2021-22, a 19.67 percent increase. The area under cotton crop decreased from 588 thousand hectares to 560 thousand hectares between the year 2020-21-2021-22. The graph demonstrates that the average annual growth rate of Mustard, Soybean and Cotton in the last 10 years is 10.3, 55.13 & 8.5 percent, respectively.

4.1.2 Major Schemes

Budget under different schemes in agriculture are as under

Table 4.1 : Budget under different schemes (in Rs. crores)

Schemes	2020-21 (Actuals)	2021-22 (RE)	2022-23 (BE)
	Actuals	Revised	Budgeted
PKVY	36.92	25.00	44.00
SHC	9.99	9.95	12.29
RKVY	157.28	142.75	301.70
MMKKY	0.00	3200.00	3200.00
PMKSY	0.76	18.20	13.10
PMFBY	3687.72	2023.67	2000.00
RJPSGS	1.12	1.86	5.00
MP RMM	0.00	0.00	10.00

Source- (DoF, GoMP, 2022)

Note - PKVY-Paramparagat Krishi Vikas Yojana; SHC-Soil Health Card; RKVY- Rastriya Krishi Vikas Yojna, MKKY- Mukhyamantri Kisan Kalyan Yojna; PMKSY-Pradhan Mantri Krishi Sinchai Yojna; PMFBY- Pradhan Mantri Fasal Bima Yojana; RJPSGS Rajya Jevak Pramanikaran Sanstha ka Ghatan Evam Sanchalan and MPRMM-MP Rajya Millet Mission

1. Pradhan Mantri Kisan Samman Nidhi (PMKISAN): The Pradhan Mantri Kisan Samman Nidhi, a centrally sponsored scheme, is one of the important schemes of the Government of India. Under this scheme, initially only small and marginal farmers who have less than 2ha of land were considered eligible, but later it was extended and implemented for all farmers. Under this scheme, all the farmers are getting Rs. 6,000 per year as minimum income support. This scheme, implemented from December 1, 2018, is proving to be a boon for farmers. The scheme was launched in the 2018 Rabi season. This scheme has proved to be very useful for small farmers. Farmers facing cash crunch just before sowing are getting the facility of seeds, fertilizers and other inputs from this cash.

2. Mukhya Mantri Kisan Kalyan Yojna: Mukhya Mantri Kisan Samman Nidhi scheme in Madhya Pradesh is a state-level scheme that provides income support to farmers in the state. In Madhya Pradesh

under this scheme, the eligible farmers receive financial assistance of Rs. 4,000 per farmer per year, subject to a maximum of 5 acres per farmer. The assistance is provided in two instalments of Rs. 2,000 each, and it is aimed at helping farmers with their agricultural expenses, including seeds, fertilizers, and other inputs.

3. Pradhan Mantri Fasal Bima Yojana: It is a centrally sponsored scheme and MP has performed well under this scheme. PMFBY is a scheme to provide insurance cover against crop failure and stabilize farmers' income at a low premium rate. It is being implemented in 11 clusters in MP with a provision of Rs 1775.95 crore in 2020-21. In 2021-22, the scheme insured crops of over 90 lakhs farmers. Crop Insurance Week was organized to promote the scheme and link more farmers to it.

4. Paramparagat Krishi Vikas Yojana (PKVY): The government has a scheme to promote organic farming called Paramparagat Krishi Vikas Yojana (PKVY) since 2015-16. It provides end-to-end support to farmers from production to certification and marketing. Under the scheme, farmers receive financial assistance of Rs. 50,000 per hectare/3 years, out of which 62 percent is provided directly through DBT in kind for inputs such as bio-fertilizers, bio-pesticides, and organic manure.

5. National Agriculture Development Plan: It is a centrally funded programme, and the state has done well from start till the end. NADP/RKVY aims to improve crop productivity and increase returns to farmers. It is implemented in all state districts with a 60:40 cost-sharing between the Central and State Governments. Financial assistance is given for organic vegetable cultivation and horticultural crops. In FY 2022, the first instalment of Rs 4512.00 lakh was received under an allocation of Rs 27576.7 lakh for the financial year 2022-23.

6. National Mission on Agriculture Extension “ ATMA ”: This scheme is launched to recognise and promote innovative farmers in the State in the field of agriculture mechanisation & to strengthen the Agriculture Extension System of the state. The Scheme aims to improve agricultural extension services by making them farmer-driven and farmer-accountable. The Extension Reforms Program ATMA was launched by the Government of India in order to restructure and strengthen agricultural extension services. The scheme is now implemented under the name of National Mission on Agricultural Extension and Technology. ATMA Governing Boards and Management Committees have been formed at the district level. As of November 2022, Rs.2482.85 lakhs out of the available Rs.7000.00 lakhs have been spent.

7. National Food Security Mission: The National Food Security Mission is a centrally sponsored multipronged scheme. National Food Security Mission (NFSM), was launched in October 2007 to increase the production of rice, wheat and pulses. In the year 2021-22, Rs. 19944.17 lakh were spent against the available amount of Rs 35530.90 lakh, which benefitted 671757 farmers. Against the available amount of Rs.15063.64 lakh in the year 2022-23, an amount of Rs.7432.18 lakh has been spent till the month of November 2022, that has benefitted 175495 farmers.

8. Soil Health Card Scheme: The Soil Health Card scheme was introduced by the Ministry of Agriculture and Farmers' Welfare in February 2015. It provides farmers with information on the nutrient status of their soil and recommendations on how to improve its fertility and health. The scheme has been implemented in a pilot model village program in which one village per development block is selected for soil sample collection and other activities. 57,000 Soil health cards have been distributed in the current financial year.

9. Agricultural mechanization: The promotion of agricultural mechanization programs has increased the availability of farm power in the state from 0.85 kW per hectare in 2007-08 to 2.33 kW in 2019-20, which is higher than India's average of 2.08 kW per hectare. The state aims to further increase farm power availability to 3.25 kW per hectare in the next four years through various activities. The

Agricultural Equipment Promotion Action Plan includes demonstration of sowing, weeding, threshing and harvesting equipment. Under the Skill Development and Training Programme, rural unemployed youths of the state are to be provided training to enhance their skills in repair or maintenance of agricultural equipment and machinery.

10. Pradhan Mantri Krishi Sinchai Yojana (Microirrigation): It is a centrally sponsored scheme. The Indian government is prioritizing water conservation and management through the Pradhan Mantri Krishi Sinchayee Yojana (PMKSY), which aims to extend irrigation coverage and improve water use efficiency. The scheme has been operational since 2015-16. In 2021-22, a target of 21003 hectares was fulfilled out of 22836 hectares, and Rs. 3838.07 lakhs were spent out of a financial target of Rs. 5208.50 lakhs. In 2022-23, Rs. 699.65 lakh has been spent out of a financial target of Rs. 6666.67 lakhs.

11. Certified seeds of Distribution: Certified seed distribution schemes are programs designed to provide farmers with access to high-quality, disease-free seeds that have been certified as meeting specific quality standards. To improve agricultural productivity in the state, the distribution of quality seeds is being carried out through Beejgram Yojana and other schemes to increase the seed replacement rate. A total of 45.50 lakh quintals of certified seeds were distributed in the year 2021-22. As of November 2022, 22.73 lakh quintals of certified seeds were distributed in Kharif 2022, and 29.08 lakh quintals of certified seeds were distributed in Rabi 2022-23, with distribution work still ongoing to meet the target of distributing 31.89 lakh quintals of certified seeds.

Box 4.1 Major initiatives of MP

1. Crop diversification- Agriculture in the state has grown due to improved infrastructure, power supply, and government support. However, the surplus food production poses a challenge, presenting an opportunity to transition to crop diversification, sustainable farming practices, value addition, and exports. To encourage this, a crop diversification scheme has been initiated to promote remunerative crops, market and export-driven varieties, and climate-resilient crops like ragi, barley, coarse grains, kodo-kutki, ramtil, spices, medicinal crops, fruits, and vegetables.

Box 4.2 Technology in Agriculture

The government is extensively using information technology to bring all stakeholders related to agricultural production and marketing on a single platform to increase farmer's income. Remote sensing and emerging technologies like GIS, IoT, Data Analytics, Artificial Intelligence, Machine Learning, and Block Chain Technology are being emphasized to develop an ecosystem for integrated service delivery and infrastructure in the state. The government is working on technologically integrated platforms under the concept of 'Krishi-Unnati' to provide all services to farmers in one place and develop a data-based decision-making system.

Agri-GIS (Remote Sensing and GIS-based data-based planning and Decision Support System (DSS) Platform)-Techniques like GIS and remote sensing are used for the better assessment of land use, watershed, and crop management in order to promote data-driven planning and monitoring.

MP Kisan Mobile App – The MP Kisan APP is an integrated mobile platform designed to provide farmers with various land and agriculture-related information and services in one place.

Unique Farmer ID (UFID)- An integrated farmer database has been created by combining various digital databases related to farmers. This is aiding in localized data-driven planning and accurate estimation of crop area and production. In the event of natural disasters, this integration will speed up claim settlement, reduce duplication and delay, and help increase farmers' income by ensuring easy access to relevant information.

Achievements- Madhya Pradesh has made remarkable progress in these 3 areas and in accordance with the requirements of the Centre, and the state is prepared to offer integrated services to farmers. A few achievements under this initiative are given below:

- (1) Developing a system for crop area calculation using remote sensing and implementing complete e-Girdawari in 2022, and
- (2) Allowing farmers to register and verify their crops using remote sensing, AI, and machine learning through a mobile app.

4.2 Horticulture

Although Madhya Pradesh is one of India's main food grain producing states, the cultivation of horticulture crops as cash crops has increased. In the horticulture industry, a number of initiatives have been put in place to encourage crop diversity and the adoption of new technology. For the manufacture of high-quality planting material, grading, sorting, packaging, etc. of these horticultural crops, one or more specialized facilities will be offered. By implementing several initiatives, the Directorate of Horticulture is trying to increase the output and productivity of horticulture crops, particularly medicinal and aromatic crops.

4.2.1 Production of major horticulture crops

The state has made great strides in horticulture, particularly in the production of fruits and vegetables. Plans for the promotion of protected cultivation, mechanisation in horticulture, post-harvest management, training and tour programmes are being implemented to make officers/employees aware of the most recent horticultural techniques in order to promote the production of flowers and vegetables in the off-season with high technology. The primary fruits grown in Madhya Pradesh include guava, mango, banana, and orange.

Production of spices: The total area and production of spices in the years 2020–2021 were 8.24 lakh hectares and 46.75 lakh metric tons while it was 8.57 lakh hectares and 50.90 lakh metric tons in the years 2021–2022, respectively. The major spices produced in MP are red chilli, garlic, coriander and ginger. The average production of red chilli in past 5 years is 2.59 lakh metric tons showing an average annual growth rate of 10.4%. Similarly, the average production of ginger & garlic is 4.45 & 19.28 lakh metric tons depicting an average annual growth rate of 8.2 & 3.4 percent respectively in the last 5 years.

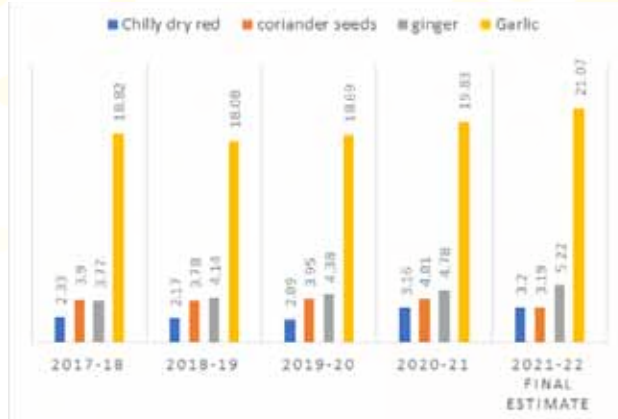


Figure 4.5 : Production of major spices (lakh metric tons)

Source- Department of Horticulture and Food Processing, Madhya Pradesh, 2022; * Read the Coriander amount for the year 2021-22 as 3.91

Major vegetables production of In the year 2020–2021, the total area and production of vegetables were 10.48 lakh hectare and 207.43 lakh metric tons, respectively. For the year 2021–2022, the projections are 11.35 lakh hectare and 224.45 lakh metric tons. The major vegetables produced in MP are potato, onion and tomato. The average production of potato, onion and tomato is 34.75, 43.08 and 27.65 lakh metric tons.

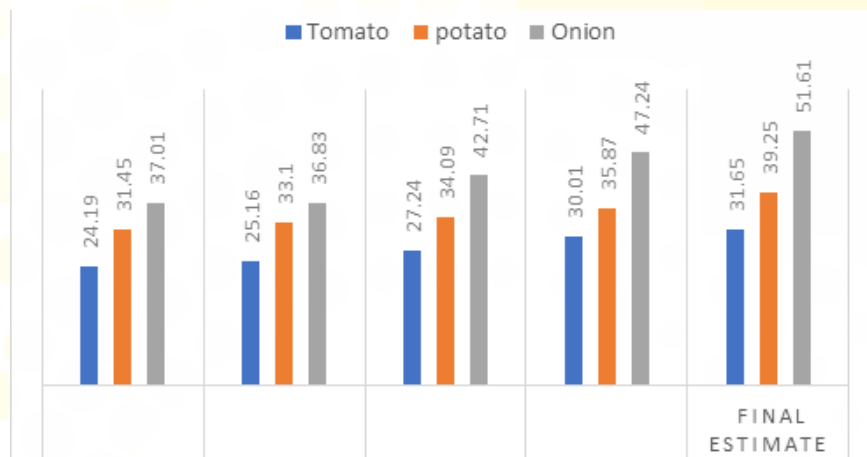


Figure 4.6 : Production of major vegetables (lakh metric tons)

Source- Department of Horticulture and Food Processing, Madhya Pradesh, 2022

3. Area and production of major fruits

According to estimates, the area and fruit production were 4.11 lakh hectare and 84.81 lakh metric tons in the year 2020–21, and 4.34 lakh hectare and 90.19 lakh metric tons in the year 2021–22, respectively. It has been observed that the major fruits produced in MP are Banana, Mango and orange. The average production of Banana, Mango and Orange is 18.33, 5.97 & 16.63 lakh metric tons showing an average annual growth rate of 5,7 and 2 respectively, in last 5 years.

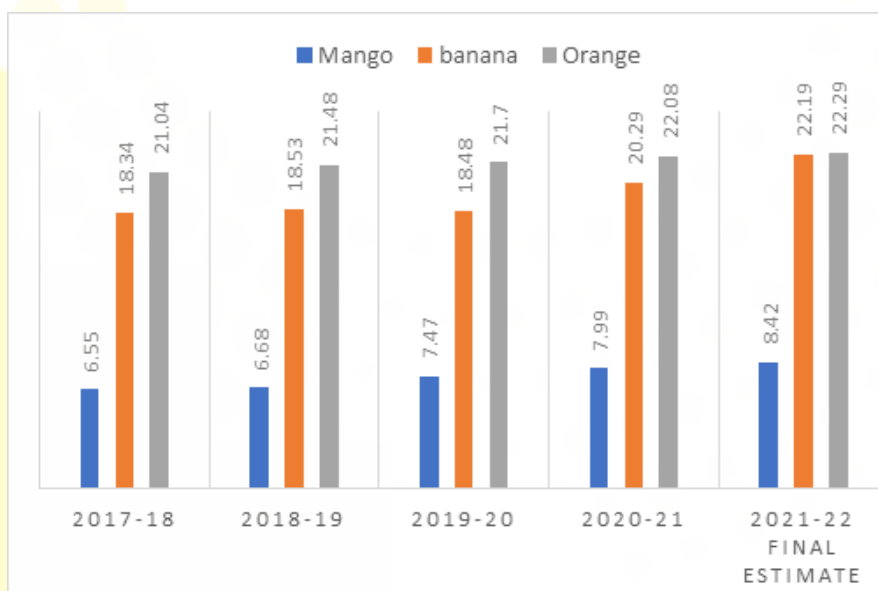


Figure 4.7 : Production of major fruits (lakh metric tons)

Source- Department of Horticulture and Food Processing, Madhya Pradesh, 2022

Area and production of major flower- Marigold production and area have consistently outpaced rose production during the past few years.

Area and production of major medicinal plants- During the most recent years, Isabgol has the biggest area and production, followed by Ashwagandha and White muesli.

Table 4.2 : Area and Production of major flowering and medicinal plants

NAME	Area (Ha)		Production (tonn)	
	2020-21	2021-22	2020-21	2021-22
Flower				
Marigold	20736.3	21183.4	270797	276931
Rose	3608.01	3844.77	33069	34800.2
Seventy	1492.95	1573.85	19375.6	20468.9
Tuberose	244.23	234.98	2896.36	2563.83
Gladules	941.07	1015.92	7880.15	8408.77
Other Flowers	8705.64	9794.7	78712.6	83447.1
Total	35728.2	37647.5	412730	426620
Medicinal plants				
Ashwagandha	4342.19	5775.34	6093.2	8143.4
White Muesli	1922.65	1911.23	5957.35	5911.28
Isabgol	15190	14708	16614.8	16137.6
Coleus	624.39	784.43	2995.73	3555.15
Other Drugs	10930.8	21145.9	73016.8	83101.4
Total	41010	44324.9	104678	116849
Fragrant crops	1979.47	2385.85	3822.29	4425.13

Source- Department of Horticulture and Food Processing, Madhya Pradesh, 2022

4.2.2 Major Schemes

1. Fruit Plantation Scheme: The Madhya Pradesh government provides a grant of 40 percent for 3 years at the rate of 60:20:20 to the farmers if he plants fruits like mango, guava, and pomegranate, and offers RCO Fruit Plants. The government also plans to provide a Minimum Support Price for 12 vegetables and has launched crop diversification and high-density plantation schemes. As of 2021-22, under the scheme, an amount of Rs. 344.50 lakh has been spent against the financial allocation amount of Rs. 463.74 lakh by planting in 679.94-hectare area. In the financial year 2022 -23 till the month of December 2022, an amount of Rs 187.04 lakh has been spent against the allocation of Rs 500.00 lakh for plantation in 262.73 hectare area.

2. Spices Area Expansion Scheme: The Government of India has implemented a Spice area Extension Scheme to promote the cultivation of spices such as ginger, turmeric, nutmeg, and clove. The Spice Sector Extension Scheme provides a 50 percent grant or a maximum of Rs. 10,000 for general category category and for STs and SCs Rs.14000/- per hectare, whichever is less to farmers. As of 2021-22, the scheme has accomplished an area expansion of 4975 hectares, with a target set for expansion in 50 hectares. In 2022-23, as of December 2022, an amount of Rs.35.54 lakh has been spent for expanding an area of about 3.94 hectares, against the allotment amount of Rs.1 Crore.

3. Incentive Scheme for Protected Cultivation of Commercial Horticulture Crops : NHM (National Horticulture Mission) provides 50 percent subsidy for protected cultivation of horticultural crops, and insurance protection for crops. The scheme sets construction criteria for greenhouses, plastic mulching, and more. In 2021-22, 79.59 hectares were expanded, and in 2022-23, an area of 1.30 hectares has been expanded with Rs. 2.80 lakh spent out of the allocation amount of Rs. 200.00 lakh.

4. Integrated Horticulture Development Mission: MIDH is a Central Scheme that aims to develop the horticulture sector covering various crops. Its objective is to increase the area and production of horticulture crops. In 2021-22, Rs. 2918.60 lakhs were spent out of the allocated Rs. 4133.34 lakhs. In 2022-23 till December, Rs. 392.30 lakhs were spent out of the allocated Rs. 3034.40 lakhs.

5. Prime Minister Agricultural Irrigation Scheme: PMKSY aims to improve irrigation at the field level, increase cultivable area under assured irrigation, and promote efficient water use. In 2020-21, the scheme spent Rs. 11420.95 lakh to install drip/sprinkler on 10443.11 hectares. In 2021-22, the scheme spent Rs. 17378.23 lakh to install drip/sprinkler on 48604.08 hectares.

6. PM Micro Food Upgradation Scheme (MEME): The PMFME Scheme was launched by the Indian Government on 29th June, 2020, to provide financial, technical and business support to micro food processing units, with a focus on supporting groups engaged in Agri-food processing. A target has been set to establish 3769 units in the financial year 2022-23, and so far, 6342 applications have been submitted, 1161 loans approved, 2339 cases are under process at the bank level, and 188 units have been established under the scheme.

4.3 Agricultural marketing

Mandi committees play a vital role in providing fair prices and better marketing facilities for farmers. Madhya Pradesh State Agricultural Marketing Board has 7 zonal offices and 13 technical divisions across the state, and operates 259 mandis and 298 sub-mandis.

Total arrival of notified commodities in Mandis : In 2021-22 the total arrival was 387.79 lakh metric tons in Agricultural Produce Market Committees of the State. In the year 2022-23, 264.33 lakh metric tons have arrived till date in the mandis of the state.

Income from mandi fees : As a result of the corrective measures being taken by the state government to increase the income of the mandis, the income of the mandis is also increasing. From the mandis of the state, an amount of Rs. 1240.77 crore has been earned in the year 2021-22.

Mandi reforms (MP)

It consists of two major online platforms viz. E-Anugya (e-permit) & sauda patrak with a view to make this comprehensive work simple and easy and to help farmers sell their produce directly to Mandis

1. E-Anugya (e-permit) System : E-Anugya (e-permit) system was introduced in Agricultural Produce Market Committees to simplify trading of agricultural produce. Traders can generate no-objection certificates for moving grains purchased out of the mandi. E-permit issuance is automated and traders can use the Form-10 declaration form online. Barcodes and QR codes are used for verification. The market committee verifies the payment slips entered on the e- Anugya portal. E-Anugya has brought transparency and ease to mandi trading, eliminating the misuse of licenses and accelerating agricultural marketing.

2. Launch of ‘Souda Patrak’ App : In April 2021, Madhya Pradesh’s State Agricultural Marketing Board launched the “Souda Patrak” initiative, which allows registered mandi traders to purchase farm produce from farmers’ doorsteps at MSP. Traders complete receipts and pay a 1.7 percent mandi tax. The program’s success led to the launch of the “Souda Patrak App” in June 2021 to reduce paperwork.

Benefits of ‘Souda Patrak’ -1.0 : ‘Souda Patrak’ initiative in MP has reduced crowds in Mandis, offered fair prices to farmers and quick payments. MP Farmgate app (version-2.0) was launched as a pilot in eight Mandis and Ujjain Mandi, allowing farmers to display their produce for sale and choose traders to sell to at a price decided by them.

4.4 Storage facility

Madhya Pradesh is facing food surplus management challenges due to post-harvest losses. To avoid financial losses and ensure food security, value addition and expansion of storage capacities are necessary. Another related aspect of procurement is storage. In Madhya Pradesh, there has been a steady increase in the average capacity and utilization of storage services. Madhya Pradesh Warehousing and Logistics Corporation has 293 branches with a working capacity of 218.93 lakh metric tonnes for scientific storage of agricultural produce. The main objective of the corporation is to provide storage facility to the farmers. Farmers of the general category are provided 30 percent concession in storage fee, while and 40 percent concession is provided to Scheduled Castes and Scheduled Tribes

Table 4.3 : Financial situation of storage branches (Rs. in lakh)

Year	Revenue	Expense	Profit (after tax)
2020 -21	98477.41	68362.74	30114.67
2021-22 Provisional	71569.50	50715.80	20853.70

Source- MP warehousing and logistics cooperation

Highlights

- Farmers get a 25 percent concession on soybean and 15 percent on other food grains and paddy storage fees for deposits over 200 quintals.
- Banks have provided around Rs. 246.25 lakh in assistance in FY2021-22, and Rs. 271.43 lakh until November 2022 for FY2022-23 based on warehouse receipts issued by depositors.
- The Madhya Pradesh Warehousing and Logistics Corporation is the nodal agency for storing procured wheat under the state’s procurement policy.

The quantity stored as follows:

Table 4.4 : The quantity stored and amount accrued

Rabi marketing year	amount accrued	Corporation Stocked Quantity
2021-22	128.16 lakh metric tons of wheat procured	5 101.61 Lakh MT (Covered Godown) + 6.76 lakh in . ton cape + 9.37 Lakh MT silo bags + 1.53 Lakh MT Steel Silo
	1.94 lakh metric tons of pulses/oilseeds procured	1.94 Lakh MT (Covered Godown)
	46.21 lakh metric tons of paddy/coarse grains procured	AAbout 25.15 Lakh MT (Covered Warehouse) About 17.23 Lakh MT (camp)
2022-23	46.04 lakh metric tons of wheat	5 35.76 Lakh MT(Covered godwan) + 1.43 lakh in ton cape + 4.86 Lakh MT silo bags + 1.71 Lakh MT Steel Silo
	Procured quantity of 8.02 lakh metric tons of pulses/oilseeds	07.86 Lakh MT (Covered Godown)
	38.26 Lakh MT Procured quantity of paddy / coarse grains	About 19.73 Lakh MT under process (Covered Warehouse/Cape)

Source- MP warehousing and logistics cooperation

4.5 Food security and public distribution system

Due to its strong forward linkages, over the years, the Central Government has paid special attention to the guarantee of food security in the field of agriculture and allied activities, and has taken various measures to link this sector with overall development during the Corona period. During the last six years, the Indian agriculture industry has grown at an annual pace of 4.6 per cent on an average. It grew by 3.0 percent in the financial year 2021-22. (Department of Agriculture, 2021)

Public Distribution System in Madhya Pradesh

Free food grains are being distributed to more than 5 crore 18 lakh eligible beneficiaries of the state under the public distribution system.

Production and procurement of wheat and paddy in Madhya Pradesh

The food management policy of the State includes procurement of foodgrains from farmers at minimum support price, providing foodgrains at reasonable rates to consumers, especially the most vulnerable sections of the society and maintaining food buffer stocks for food security and price stability. As of December 2022, NFSA has provided food grains/grains to Antyodaya Anna Yojana (AAY) at the rate of 35 kg per family per month and 5 kg per person per month to priority households. Food grains were distributed at the rate of 1/2 per kg respectively for wheat and rice.

The government has recently decided to distribute free foodgrains to about 81.35 crore people under NFSA for the next one year from January 1, 2023. (Department of Food and Consumer Affairs, 2022)

Procurement of wheat and paddy

In the year 2022-23, 46.03 lakh metric tonnes of wheat was procured from 5.9 lakh farmers in Rabi. A total amount of Rs. 9271 crore has been paid to the farmers for the procured wheat.

Table 4.5 : Procurement of Wheat

Year	Total procurement (in MT)	Payment (in Rs crore)
2018-19	73.16	11298.21
2019-20	73.64	13560.59
2020-21	129.42	24806.91
2021-22	128.15	25301.62
2022-23	46.03	9271.42

Source- Department of Food, Consumer Affairs and Public Distribution, Government of Madhya Pradesh

In the year 2021-22, 45.82 lakh metric tonnes of paddy was procured from 6.61 lakh farmers at minimum support price under kharif crop procurement. A total amount of Rs. 8835 crore has been paid to the farmers for the paddy procured.

Table 4.6 : Procurement of Paddy

Year	Total procurement (LMT)	Payment (in Rs crore)
2017-18	16.59	2253.24
2018-19	21.96	2971.43
2019-20	25.85	4652.54
2020-21	37.26	6957.08
2021-22	45.82	8835.96

Source; Department of Food, Consumer Affairs and Public Distribution, Government of Madhya Pradesh

Fortification of Rice (Allocation and Distribution)

In order to tackle anaemia and micronutrient deficiencies in the country, the Government of India has approved a centrally sponsored pilot scheme on “Fortification of rice under public distribution system and its distribution” for a period of three years starting in 2019-20, with a total budget outlay of Rs 174.64 crore. Distribution under the Food Security Act (NFSA), Integrated Child Development Services (ICDS), Pradhan Mantri Poshan Shakti Nirman-PM POSHAN [erstwhile Mid-Day Meal Scheme (MDM)] and other welfare schemes (OTS) in the Targeted Public Distribution System (TPDS) will take place in three phases by 2024. (Ministry of Consumer Affairs, 2021)

According to data provided by the Department of Food Consumer Affairs and Public Distribution, Government of Madhya Pradesh, the programme has been in existence since September

2021. In the first year of implementation, 94.9 percent fortified rice was distributed, with 90.1 percent distributed in 2021-22. It is worth noting that 35.7 percent of the budgeted volume for 2022-23 has been distributed till January 2023.

4.6 Livestock and Dairy Development

Animal husbandry is an integral part of agriculture and contributes significantly to the progress of the rural economy. Traditional, cultural and religious beliefs have also contributed to the continuation of these activities. These activities play an important role in generating gainful employment in rural areas, especially for landless, small and marginal farmers and women, besides providing affordable and nutritious food to millions of people.

4.6.1 Budgetary Allocation (2001-2023)

In the presented bar chart, the budget allocated to the animal husbandry department during the financial year 2001 to 2023 has been shown. For the financial year 2022-23, an amount of Rs 1443.46 (BE) crore have been earmarked for Livestock and Dairy development. Out of which the highest share of Rs 719 crore has been allocated to flagship scheme called Integrated Co-operative Development Project.

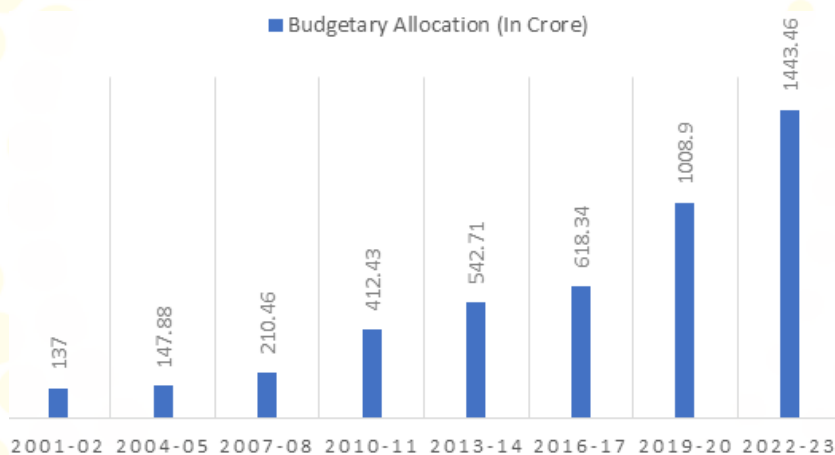


Figure 4.8 : Budgetary Allocation

Source: - Finance Department, Madhya Pradesh Government- FEB 2023

Milk production

Madhya Pradesh is the third largest producer of milk in the country. In the last decade various measures have been taken by the state government to increase the productivity of livestock, as a result of which milk production has increased significantly. The production of milk during the year 2019-20 and 2020-21 is 171.09 lakh tonnes and 179.99 lakh tonnes respectively, showing an annual growth of 5 percent on year-to-year basis. The per capita availability of milk for the year 2020-21 is about 591 grams per person per day. The species wise contribution in milk production in the State, inform that contribution of buffaloes is highest in total milk production at about 48 percent, and the contribution of indogenous/non-descript cows is about 36 per cent.

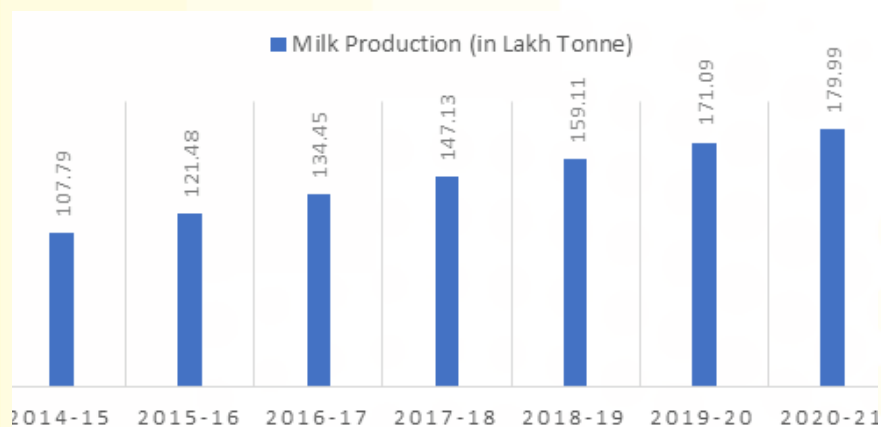


Figure 4.9 : Milk Production

Source: - Basic Animal Husbandary Statistics -2021, GOI

4.6.3 Egg production

Presented bar illustration depicts the status of egg production during the year 2014 to 2021 in the state. The total egg production in the year 2021 is about 26516 lakhs, in which compared to the year 2019-20, there has been an increase of 11 percent. During the year 2014 to 2021, the state has made a big jump, in these 7 years, the production of eggs has increased by an average of 14 percent per year. The per capita availability during the year 2020-21 has been around 32 eggs per person per year.

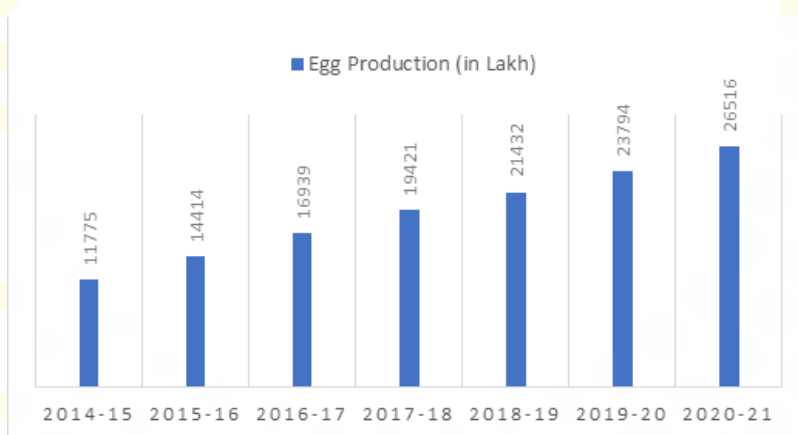


Figure 4.10 : Egg Production

Source: - Basic Animal Husbandary Statistics -2021, GOI

4.6.4 Meat production

Presented bar illustration shows the status of meat production during the period 2014 to 2021 in the state, the total production of meat in the year 2021 is about 116.34 thousand tonnes, in which 9 percent compared to the year 2019-20 has increased. During the year 2014 to 2021, there has been an average increase of 12 percent per year in the production of meat. The per capita availability of meat in the year 2020-21 was around 1.40 kg per person per year. The maximum contribution in total meat production is from poultry (41 percent) similarly the contribution of goat is 29 percent.

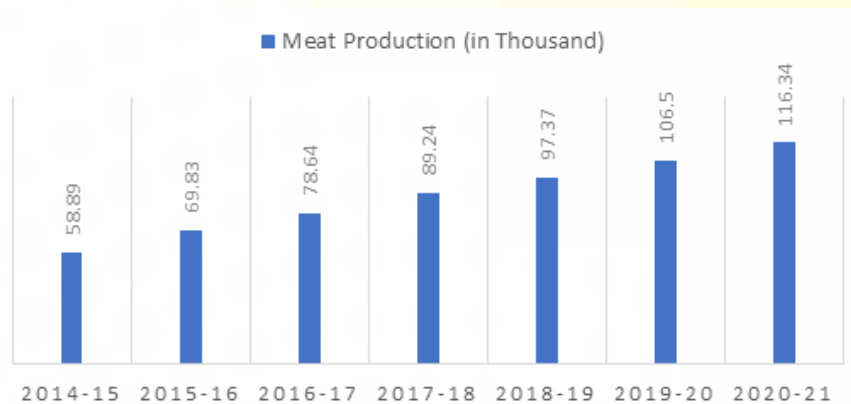


Figure 4.11 : Meat Production

Source: - Basic Animal Husbandary Statistics -2021, GOI

4.6.5 Livestock and Poultry Development

National Cow and Buffalo Breeding Program (Center Modified Scheme), Goat Breed Improvement Program, Supply of advanced breed animals to the beneficiaries, Nandishala Scheme, Samunat Murra Pada Supply Scheme, Unit Supply Scheme of Five Pigs, Male Sukar Supply Scheme, Livestock Insurance Scheme and Establishment of Sex Sorted Semen Production Laboratory, Establishment of Multipurpose artificial insemination technician in rural India (MAITRI), Nationwide Artificial Insemination Program (NAIP), Establishment of Gokul Village in Ratauna, District Sagar, Establishment of National Kamdhenu Breeding Center, Establishment of Cattle Feed Plant in Kiratpur (Itarsi) under the new schemes of the corporation. Establishment of Dairy Estate in Jabalpur and Poultry Estate in Dhar, Establishment of Semen Production Center in Nauner District Datia, Establishment of IVF/ETT Laboratory.

4.6.6 Liquid Nitrogen Plants

Under the Rashtriya Krishi Vikas Yojna, three plants respectively, Central Semen storage facility Bhopal, Gwalior, and liquid nitrogen plants have been established in Sagar under Bundelkhand special package. Apart from this, a liquid nitrogen plant has been set up in the Veterinary Complex, Indore. About 1.8 lakh to 2.15 lakh liters of liquid nitrogen is produced annually from a liquid nitrogen plant at the rate of 500-600 liters in a day. Till November 2021-22, the department has supplied 8.73 lakh litres of liquid nitrogen to the districts.

4.6.7 Participation of cooperative milk society

Madhya Pradesh Dugdh Mahasangh Sahakari Maryadit under Operation Flood program, presently known as M.P. State Co-operative Dairy Federation Ltd. was established was established in the year 1980. Milk collection and distribution work is currently playing an important role through a three-tier structure, Village Level Milk corporative society / Regional Milk society / State Level Federation. The details of the year-wise information of the Milk Federation are shown in the following table.

Table 4.7 : Cooperative Dairy Development Program

Description	2018-19	2019-20	2020-21	2021-22	2022-23 (November-2022)
Numbers of active milk cooperative societies	6,498	7,811	7,205	6,823	6,850
Numbers of member in active milk corporative societies	2,57,418	2,68,087	2,46,551	2,39,113	2,33,846
Milk collection kg/day	10,10,888	8,58,527	9,13,343	9,05,858	7,67,025
Regional/local Milk Sales (Litres/day)	7,40,271	7,47,751	6,38,357	6,71,767	7,17,703
Cattle feed sales (M.Ton)	1,04,310	1,02,674	82,980	1,09,098	66,341
Artificial Insemination (in number)	6,01,450	6,00,174	5,61,612	5,57,307	3,59,940

Source:- Directorate, Animal Husbandry and Dairying Department, Madhya Pradesh - January 2023

4.7 Fisheries Development

Madhya Pradesh has immense potential in fisheries production. The growth rate of fisheries is the highest in the state compared to agriculture, forestry and animal husbandry. It paves the way for upgradation of social and economic status of fishermen. In view of these possibilities, special attention is being paid to fisheries sector in the state.

4.7.1 Availability and utilization of water bodies for fisheries

As on December 2022, there are a total of 40863 water resources available in different areas of the state (Gram Panchayat, Janpad Panchayat, Zila Panchayat, Urban body etc.), with total water area available for fisheries is about 4.40 lakh hectare, out of which 4.38 lakh hectare water area is developed under fisheries. Total area developed under fisheries is 99 percent of the area available for fisheries in the state.

4.7.2 Budgetary Allocation

In the presented bar chart, the budget allocated to the fisheries department during the financial year 2001 to 2023 has been shown. For the financial year 2022-23, an amount of Rs 250.20 crore have been earmarked for Fisheries sector. Out of which the highest share of Rs 120 crore has been allocated to flagship scheme called Pradhan Mantri Matsya Sampada scheme.

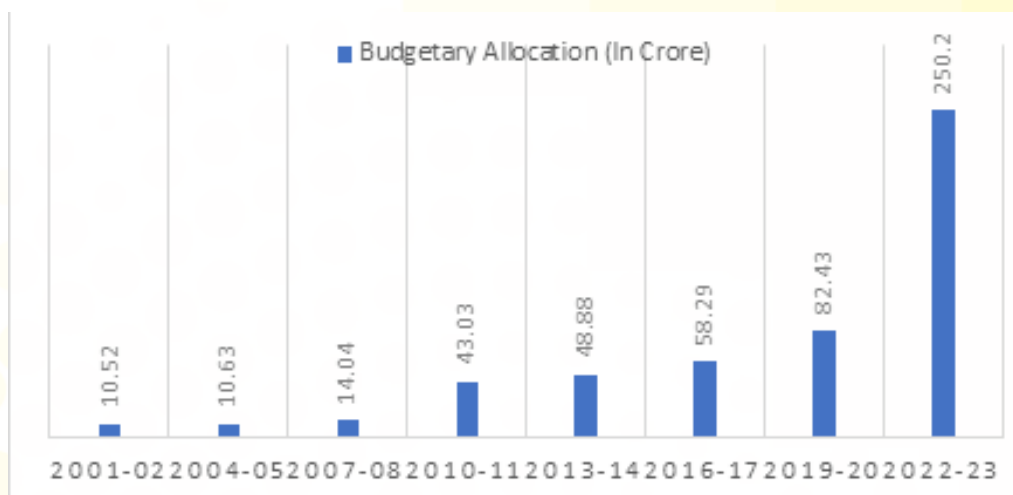


Figure 4.12 Budgetary Allocation (2001-2023)

Source: - Finance Department, Madhya Pradesh Government- FEB 2023

4.7.3 Fish Production

The status of fish production in the state from the year 2015 to 2022 has been visualized in the present bar chart. In the year 2021-22, fish production from all sources has been 293008.24 tonnes, which has been 18 percent more than the previous year 2020-21. From the year 2015 to 2022, there has been an average increase of 15.39 per cent every year in fish production in the state.

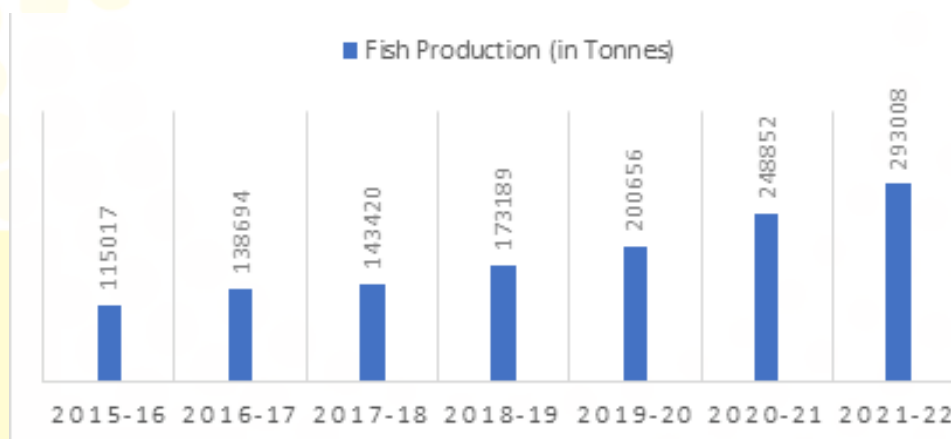


Figure 4.13 : Fish Production

Source: Directorate, Fishermen Welfare and Fisheries Development Department, Madhya Pradesh- January-2023

4.7.4 Fish Seed production

In the presented bar chart, the status of fish seed production in the state from the year 2015 to 2022 has been shown. In the year 2021-22, 17188 lakh standard fry fish seeds were produced. The production of fish seed between the year 2015 and 2022 has been 13164 lakhs per year on an average, in the last 7 years the production of fish seed has increased at the rate of 10 percent per year.

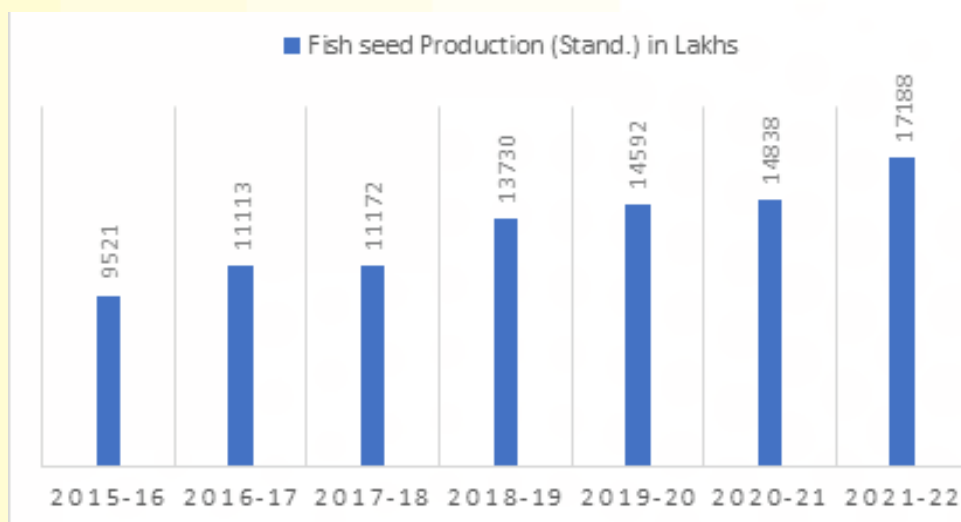


Figure 4.14 : Fish Seed Production

Source:-Directorate, Fishermen Welfare and Fisheries Development Department, Madhya Pradesh- January-2023

4.7.5 Fishermen Training

In the year 2021-22, 4448 fishermen were trained to impart advanced technical knowledge to fishermen. Against the target of training 4809 fishermen in the year 2022-23, 1914 fishermen were trained till the month of November, 2022.

4.7.6 Kisan Credit Card

Since 2012-13, Kisan Credit Cards are being issued to fisherman community at zero percent annual interest on the lines of Kisan Credit Cards. More than 66,000 Kisan Credit Cards have been issued to the fisherman till now

4.7.7 Savings--relief scheme

Under the M.P. Riverine Fisheries Rules, 1972, fishing operations are prohibited from June 16 to August 15 due to the breeding period of fish. The Savings-cum-Relief Scheme is being implemented with the guidance of the Government of India to provide financial assistance to the fishermen for their livelihood during this restricted period. From the year 2020-21, this scheme has been included under the Pradhan Mantri Matsya Sampada Yojana.

Under the scheme, the state government and the central government will contribute Rs. 1500 each respectively and beneficiary will contribute Rs.1500 towards the scheme (total amount of Rs. 4500) is provided to the fishermen in prohibited period of two months. It has been started under the Neelakranti Scheme of the Government of India. In the year 2021-22, an amount of Rs 325.44 lakh was deposited in the account of 10848 beneficiaries. In the year 2022-23, an amount of Rs. 326.86 lakh has been allocated for depositing in the account of 10895 beneficiaries of different categories

4.7.8 Neelkranti/Pradhan Mantri Matsya Sampada Yojna

The scheme includes construction of ponds, cage culture, construction of hatchery for fish seed production, establishment of fish feed nile for fish feed manufacturing, kiosk establishment for fish sale, motorcycle-cum-ice box, vehicle for fish sale and transportation and to create livelihood

opportunities through fisheries etc. From the year 2020-21, in place of Neelkranti scheme, Pradhan Mantri Matsya Sampada Yojana is being implemented by the Government of India, in which the beneficiary centric points of Neelkranti scheme have been kept in the scheme. Under the Pradhan Mantri Matsya Sampada Yojana, programs worth Rs 175.18 crore have been approved for the year 2021-22, in which Centre government share 54.23 crore and the State government share Rs. 36.72 crore and beneficiary share in scheme worth Rs 84.22 crore have been approved. In the year 2022-23, an amount of Rs 173.29 crore has been approved, in which the Centre government share is Rs 54.99 crore and the State government share is Rs 37.18 crore and the beneficiary's share is 81.11 crore.

Box 4.3 : Construction of Roads using Plastic Waste

The Madhya Pradesh Rural Road Development Authority (MPRRDA) is constructing roads using plastic waste, under which 10,685 km roads are being constructed using about 5,221 metric tons of plastic waste. During the period from April 2022 to January 2023, 1220 km roads have been constructed. Adopting the above technology for construction of roads is helping in utilization of the plastic waste as well as the environmental pollution is also being relieved. This innovative way is an effort to make the cities free from dirt/garbage, which will also play an important role in Swachh Bharat Abhiyan.

4.8 Rural Development

In this section, rural development has been presented in the context of rural roads, housing, employment, drinking water and sanitation, empowerment of panchayats, and capacity building. Most of the sections/sub-sections of the chapter highlight the physical and financial progress made under the major schemes implemented through the Department of Panchayat and Rural Development for the financial year 2022-23, effort was made to compare Madhya Pradesh's status to the national average and other states of the country wherever possible. This section is an attempt to describe the role of rural development in achieving inclusive economic growth.

4.8.1 Pradhan Mantri Gram Sadak Yojana

In Madhya Pradesh rural roads have been constructed mainly through Pradhan Mantri Gram Sadak Yojana, Mukhyamantri Gram Sadak Yojana, and MP Rural Connectivity Project. Rural road connectivity is an important means of permanent poverty alleviation and ensuring the integration of rural areas into the mainstream of economic growth and development. In this context, the Government of India launched the Pradhan Mantri Gram Sadak Yojana on December 25, 2000, as a Centrally Sponsored Scheme to assist the States under which the general development blocks with a population of 500 or more and tribal blocks with a population of 250 or more are connected to perennial roads and other district roads and rural roads. Construction and upgradation work is carried out.

In addition, Madhya Pradesh Rural Connectivity Project (MPRCP) sanction was granted by the department of Economic Affairs, Ministry of Finance, Government of India. According to the 2001 census, villages having population between 150 to 499 in the general areas and villages with a population between 100 to 249 in tribal areas have been included in the project to asphalt 10,000 kms of gravel road. The above project is funded by AIIB and the total cost of the project is Rs. 3263 crores. Work on 11,731 km routes has been allotted under the scheme. At present, the construction work of 9871 km long roads has been completed, on which an amount of Rs 2826.71 crore has been

spent. Against the financial target of Rs. 500 crores for the year 2022-23, an expenditure of Rs. 230 crores have been done. The physical target for the year 2022-23 was 1328 km. routes against which routes of 641 km have been constructed so far.

Similarly, “Mukhyamantri Gram Sadak Yojana” was launched in the year 2010-11 to provide perennial single connectivity to villages of less than 500 population in the general areas and less than 250 population in tribal areas. Under the Mukhyamantri Gram Sadak Yojana, 8,714 roads of about 20,092 km in length are being constructed to connect the eligible 8,942 villages since inception of the scheme till the present, out of which 8,294 roads, length 19,138 km have been completed by December 31, 2022. 8,458 villages have been connected with perennial single connectivity on which Rs. 3,481 crores have been spent till December 31, 2022. Apart from the above, out of the gravel roads constructed under the Mukhyamantri Gram Sadak Yojana, maintainable roads whose PCI (Pavement Condition Index) value is 2 or less than 2, an administrative approval of 121.50 from convergence of MGNREGA crores for periodical re-gravelling in 1121 roads of 2695 km length was issued in March, 2022. Till 31st December 2022, the work of 629 km has been completed, on which the amount of Rs. 32.53 crores has been spent.

In the year 2022-23, the physical target was construction of 4000 km under the Pradhan Mantri Gram Sadak Yojana (PMGSY) against which roads of 2443 km. has been constructed. In the year 2022-23, the financial target of PMGSY was fixed at Rs 2000 crore, against which an amount of Rs 1385 crore has been spent. For the year 2022-23, a target was fixed to connect 27 unconnected habitations against which 8 habitations have been provided connectivity.

Under PMGSY Phase-I, 72997 km length roads have been approved by the Government of India to connect 17541 unconnected eligible habitations of the State. As of now, construction of 18928 roads having 72926 km length has been completed and 17522 habitations are connected with perennial roads. construction of the remaining 71 km roads is in progress to connect the remaining 19 habitations. Apart from this, approval of 658 major bridges has also been received under the scheme, out of which construction of 619 bridges has been completed.

Under PMGSY Phase-2, Government of India has given a target of upgrading 4900 km. already constructed roads connecting Rural Market Center and Rural Hub on economic basis. Under this, works worth Rs 3599.4 crore have been sanctioned for the construction of 374 routes of 4984 km length and 245 bridges. Under this, works worth Rs 3599.4 crore have been approved for the construction of 374 routes of 4984 km in length and 245 bridges. Currently construction of 368 roads, 4884 km length, and 235 bridges has been completed. PMGSY Phase-III aims at the upgradation of prefabricated rural roads connecting teaching, medical, agricultural markets, and transport infrastructure. In PMGSY-III, approval of Rs. 8938.15 crores has been received from the Government of India for 1077 routes of 12365 km length and 606 major bridges, out of which construction of 541 routes, 9276 km length, and 180 major bridges has been completed.

Box 4.4: Construction of Roads using Plastic Waste

The Madhya Pradesh Rural Road Development Authority (MPRRDA) is constructing roads using plastic waste, under which 10,685 km roads are being constructed using about 5,221 metric tons of plastic waste. During the period from April 2022 to January 2023, 1220 km roads have been constructed. Adopting the above technology for construction of roads is helping in utilization of the plastic waste as well as the environmental pollution is also being relieved. This innovative way is an effort to make the cities free from dirt/garbage, which will also play an important role in Swachh Bharat Abhiyan.

4.8.2 Mahatma Gandhi National Rural Employment Guarantee Scheme

The Mahatma Gandhi National Rural Employment Guarantee Scheme (MGNREGS) aims to guarantee at least 100 days of employment to every rural household seeking employment in a financial year to every rural household with an adult willing to do unskilled manual labour.

In the year 2022-23, 19.98 crore person days have been generated against the approved labour budget of 20 crore person days. Rs.6,611 crores have been spent against the equivalent budget of Rs. 6,800 crore. Out of the total person days, women person days accounts for 8.29 crore (41.51percent). Similarly, 2.82 crores (14.14 percent) person days were generated by Scheduled Caste laborers and 6.38 crore (31.93 percent) person days were generated by the tribal families. Madhya Pradesh ranks first in the country in employing tribal laborers. In the year 2022-23, so far 46.91 lakh families have been employed on a demand basis, out of which 56,114 families have completed 100 days of work. This year, 5.89 lakh Scheduled Caste families and 13.97 lakh tribal families have been provided employment. Under the scheme, 14.56 lakh man-days were created by 56,541 differently-abled persons. In the financial year, construction work of 7,15,249 assets has been completed by implementing 2,050,663 works. Apart from this, women have been selected as MATEs for work site management in the work being done under the scheme to strengthen their livelihood under Mahatma Gandhi National Rural Employment Guarantee Act (MGNREGA).

The present line chart shows the percentage of SC/ST and women in the total person days generated under MGNREGA in the previous years. In Madhya Pradesh, the percentage of women's person days in the total person days generated was 36.54 percent in the year 2018-19, which has increased to 41.03 percent in the year 2021-22. Similarly, in the year 2018-19, the percentage of Scheduled Castes and Scheduled Tribes out of total person days was 16.27 percent and 34.32 percent respectively, which was 12.94 percent and 32.80 percent respectively in the financial year 2021-22. (MGNREGA, MIS, 2023)

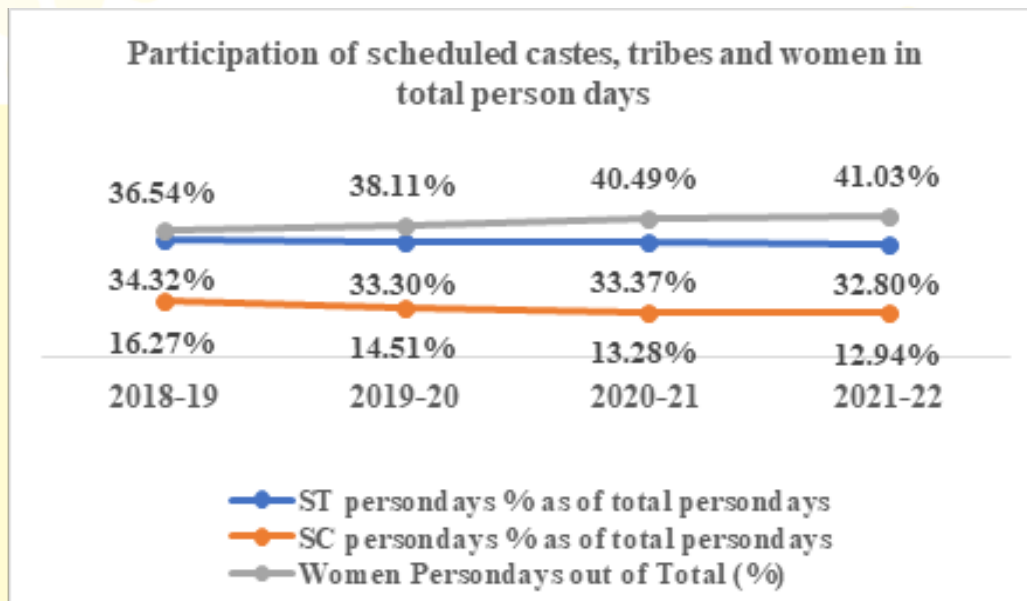


Figure 4.15 : Participation of SC/ST and Women in Total Person Days

Source: MGNREGA MIS, Ministry of Rural Development, GoI, 23rd January 2023

4.8.3 Pradhan Mantri Awas Yojana (Gramin)

Given the government's commitment to provide housing for all by 2024 and to address the shortcomings of the previous housing schemes, the erstwhile rural housing scheme, Indira Awas Yojana, was restructured into Pradhan Mantri Awas Yojana-Gramin (PMAY-G) and implemented on April 1, 2016. Under pradhan mantri awas yojana-gramin, a target has been set to provide pucca houses with basic amenities to all homeless families and families living in dilapidated houses by the year 2024.

Under the scheme, 5.60 lakh and 7.18 lakh houses have been completed in Madhya Pradesh during the year 2021-22 and 2022-23 respectively up to December 2022. In addition, a target of 10,000 mason training has been set in the current financial year 2022-23. Out of which about 7552 masons have been trained in the first phase, and training of 2448 masons is being started in the second phase.

Since the initial year 2016-17, a total of 38.23 lakh houses out of a target of 37.99 lakh houses (82.65 percent) have been completed as off now. 5.54 lakh women, 2,246 landless, 6.68 lakh Scheduled Castes, 14.15 lakh Scheduled Tribes, and 16.70 lakh other families are benefitted under the scheme.

The line graph shows the status of completed houses against the target in India and Madhya Pradesh under Pradhan Mantri Awas Yojana – Gramin. In Madhya Pradesh, 98 percent to 89 percent houses have been completed against the target during the period from 2017-18 to 2020-21 respectively

Similarly, the line chart shows the status of completed houses against the houses sanctioned under the scheme. In Madhya Pradesh, 98 percent to 89 percent of the houses have been completed respectively against the sanctioned houses in the period from 2017-18 to 2020-21. It shows that Madhya Pradesh has registered better progress in this area than the whole of India.

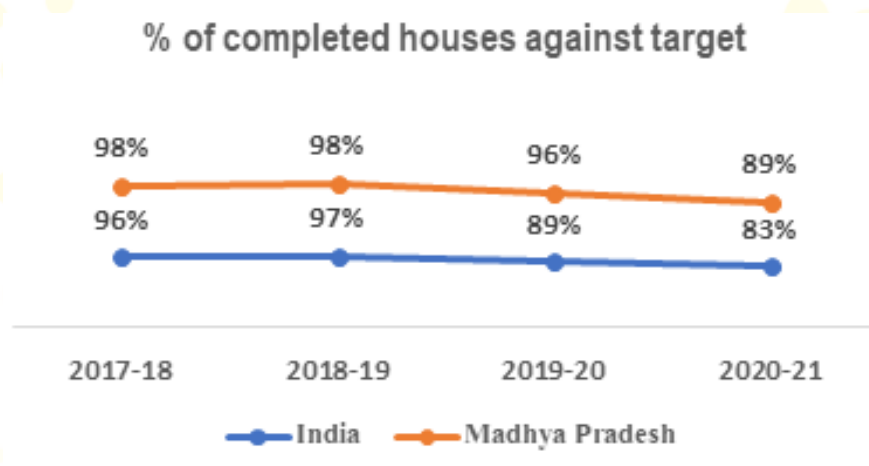


Figure 4.16 : Percentage of Completed Houses against target

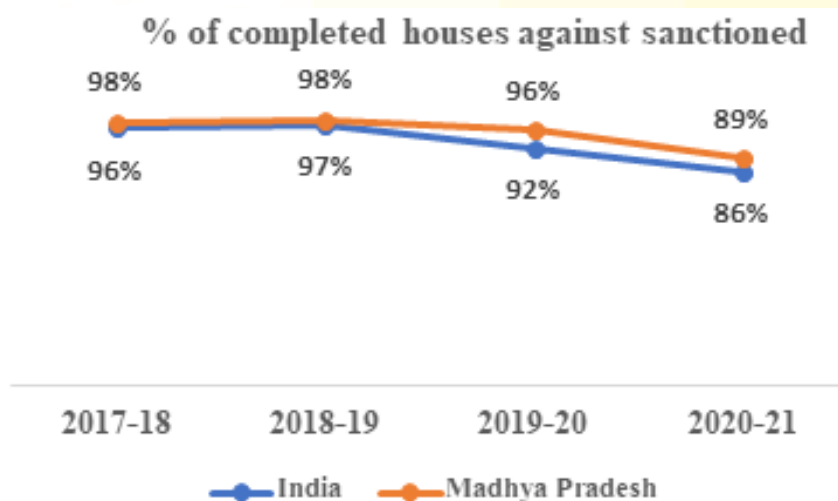


Figure 4.17 : Percentage of Completed Houses against sanctioned

Source: Dashboard, PMAY-G, Date 23rd January 2023

4.8.4 Swachh Bharat Mission (Gramin)

In Madhya Pradesh, under the first phase of the SBM-G from 02 October 2014 to 31 March 2020, more than 62.90 lakh households' toilets had been constructed. After completing the construction work of toilets in all rural houses in every district of the state as per the target of BLS 2012, the state has been declared open defecation free (ODF) on October 02, 2018. The second phase of SBM-G started from April 2020, and will be applicable till the year 2024-25. The main objective of the second phase is to make each village ODF plus. In Madhya Pradesh under the second phase of SBM(G) 4,36,538 Individual Households latrines (IHHL), 14,813 Community Sanitary Complexes (CSC) have been constructed to insure the ODF sustainability of villages from April 1, 2020, to December 2022. Also, 24,323 villages have been declared as ODF Plus by managing either solid or liquid waste, out of which 14,796 villages have been declared ODF plus in the model category. Similarly, the construction of 40 bio-gas plants has been completed under Gobardhan Project. To make people aware about cleanliness and to promote social behaviour change, awareness campaigns like Swachhata Hi Seva, Village No. 1 and Garbage Mud-Free Village were carried out from time to time, resulting in cleanliness dialogue in all villages of the state.

The physical and financial progress of components such as individual household toilets, Solid Waste Management (SWM), and Liquid Waste Management (LWM) against the target under the scheme are as under.

1. Physical progress against the target

Table 4.8 : Individual Household Toilets

S.No	Year	Target	Achievements (No.)	Achievements (percent)
1	2013-14	2627	2627	100
2	2014-15	511230	511230	100
3	2015-16	1016052	1016052	100

4	2016-17	1859308	1859308	100
5	2017-18	2352979	2352979	100
6	2018-19	749350	749350	100
7	2019-20	603803	603803	100
8	2020-21	97755	97755	100
9	2021-22	235369	235369	100
10	2022-23	241180	114424	47.44

Source: Department of Panchayat and Rural Development, GoMP, December 2022

Table 4.9 : Solid Waste Management (SWM)

S.No	Year	Target	Achievements (No.)	Achievements (%)
1	2021-22	22061	5318	24.11
2	2022-23	15890	13276	83.55

Source: Department of Panchayat and Rural Development, GoMP, December 2022

Table 4.10 : Liquid Waste Management (LWM)

S.No	Year	Target	Achievements (No.)	Achievements (%)
1	2021-22	22061	5158	23.38
2	2022-23	15890	20714	130.36

Source: Department of Panchayat and Rural Development, GoMP, December 2022

2. Financial progress against the target

Table 4.11 : Financial Progress Against the Target

S.No	Year	Target (In Lakh)			Achievements (In Lakh)
		Central	State	Total	
1	2014-15	Nil	15000.60	15000.60	29109.49
2	2015-16	22028.19	10288.64	32316.83	95730.17
3	2016-17	136481.02	114379.02	250860.04	243506.80
4	2017-18	134044.56	89363.04	223407.60	207169.20
5	2018-19	59093.53	27315.69	86409.22	93794.53
6	2019-20	24265.39	10734.62	35000.01	52625.78
7	2020-21	6750.03	28243.45	34993.48	43629.99
8	2021-22	30000.00	20000.00	50000.00	53474.83
9	2022-23	26000.00	14000.00	40000.00	37605.00

Source: Department of Panchayat and Rural Development, GoMP, December 2022

4.8.5 Jal Jeevan Mission

Madhya Pradesh Public Health Engineering Department is providing pure drinking water to rural habitations through hand pumps and tap water supply schemes. Out of 1.27 lakh habitations, 80,221 habitations of the state have been fully covered by providing water at the rate of 55 liters per person per day through 5.62 lakh hand pumps and more than 20,000 tap water. Through this scheme, a target has been set to make pure drinking water available through household tap connections by the year 2024. In single village tap water schemes, an amount of Rs 13,610.49 crore has been sanctioned for 20,667 villages and Rs. 29,022.67 crore has been sanctioned for 48 group tap water schemes covering 15420 villages. The work of all these approved schemes is in progress and about 20.95 lakh household tap connections will be provided through them.

After the implementation of the Jal Jeevan Mission in the country, out of a total of 19,26,57,780 rural households, 56.23 percent (10,83,36,930) of rural households have been ensured to have tap water supply in the period up to January 12, 2023. Similarly, out of a total of 1,19,88,753 rural households in Madhya Pradesh, 46.50 percent (55,75,158) of rural households have been provided with pure drinking water through household tap connections during the same period.

4.8.6 Pradhan Mantri Poshan Shakti Nirman Yojana

As per the instructions of the Government of India, hot and interesting food cooked in the afternoon is being provided according to the prescribed menu under the new food arrangements since the year 2004 under the Pradhan Mantri Poshan Shakti Nirman Yojana. This scheme is being implemented in all government primary/secondary schools, government-funded schools, and madrasas and its purpose is also to publicize education, provide nutritious food to the students studying in schools, and improve their nutritional level.

Under the scheme, 66.23 lakh students have been enrolled in the state till November 2022 in the year 2022-23 and according to the average attendance, 53.12 lakh students are being benefited. A total allocation of 1.25 lakh MT of foodgrains (wheat/rice) has been received for the financial year 2022-23, against which a total of 81,768.97 MT foodgrains were released through the portal from April 2022 to November 2022. In the financial year 2022-23, a provision of Rs 1,12,006.84 lakh has been made against which an amount of Rs 45325.36 lakh has been spent and an amount of Rs. 40.70 crores per month has been spent on 2.03 lakh kitchens. Apart from this, 173 kitchen sheds have been constructed in the financial year 2022-23 till November 2022. In the financial year 2022-23, Out of 22,645 sanctioned Ma ki Bagiya a total of 18,181 (80 percent) have been constructed.

Box 4.5 Innovative initiatives under PM Poshan Shakti Nirman Yojna

- Fortified rice is being distributed in 29 high-burden/aspirational districts of the state.
- In order to bring transparency and timeliness in payment of Pradhan Mantri Poshan Shakti Nirman Yojana, PM Poshan portal has been developed, through which the honorarium of the cooks is being paid directly into their bank accounts and school wise food grains are being allocated to the concerned government fair price shops.

4.8.7 Shyama Prasad Mukherjee Rurban Mission

The Shyama Prasad Mookerjee Rurban Mission aims to reduce the rural-urban gap i.e., economic, technological, and gaps related to services and facilitation, and to emphasize local economic development by emphasizing on poverty and unemployment alleviation in rural areas. Other objectives of the Rurban Mission are to attract investment in rural areas as well as to widely disseminate development works in these areas.

Under the Rurban Mission, 338 villages of 166 Gram Panchayats of 18 clusters (11 tribal and 07 non-tribal) of 15 districts have been selected as per the prescribed criteria in three phases. All payments under the scheme are being made through the PFMS payment system mandatorily implemented by the Government of India and the previous payments were displayed on the legacy data entry portal. Under the mission, drinking water arrangements were operated and maintained through women's groups. The responsibility of maintenance of community buildings was given to women self-help for livelihood generation. Under the Mission, it has been directed to complete the works and projects without setting physical goals.

Table 4.12 : Physical and Financial Progress under RURBAN Mission

Year	Physical Progress	Financial Progress
2020-21	-	30.35 Crores
2021-22	1286	39.92 Crores

(Source: Department of Panchayat and Rural Development, GoMP, December 2022)

4.8.8 Rashtriya Gram Swaraj Abhiyan

Rashtriya Gram Swaraj Abhiyan (RGSA) is a centrally sponsored scheme with 60 percent central share and 40 percent state share. This scheme is effective till the year 2026 and its main objective is to strengthen and strengthen the Panchayati Raj system.

In the year 2021-22 a budget of Rs 88.97 crore was received, which has been fully utilized. As on 1st April, 2022, the balance amount of previous years was Rs 155.80 crore, out of which the estimated amount is Rs 59 crore, about Rs. 96 crore is left, whose orders have been issued.

In the year 2022-23, about 80,628 participants were trained in subjects related to rural and sustainable development. On May 11, 2022, a workshop was organized and discussions were held with panchayat officials by various subject experts in the Gram Urja Swaraj Workshop on Sustainable Development Goals and clean and green village theme. In the year 2022-23, the identified faculty members of the training institutes of the entire state are being oriented and this training is being given by the faculty members in the Gram Panchayats of the respective districts.

Achievements

Under the 'Sabki Yojana Sabka Vikas' public campaign run by the Ministry of Panchayati Raj, Government of India, the state has been leading at the national level by making 100 percent GDP by gram panchayats in the year 2020-21 and 2021-22. In the year 2022-23, Gram Panchayat Development Plan has been prepared and 99.91 percent uploaded on the e-Gram Swaraj portal.

Madhya Pradesh ranked fourth in the training of a total of 3,74,724 public representatives, departmental and field staff, women group members, youth, GPLPFT / VPLPFT members, master

trainers, and trainers personnel in the year 2021-22. Madhya Pradesh ranked third in the construction of poverty alleviation action plans prepared by women groups. So far, 80628 trainees have been trained in the year 2022-23.

Nodal officers of all 52 districts have been provided training from the state level for the preparation of the Gram Panchayat Development Plan for the year 2023-24.

4.8.9 Saansad Adarsh Gram Yojana

The Sansad Adarsh Gram Yojna is being run in the convergence of various departments. Gram Panchayats are selected by Hon'ble MPs under the scheme. Under this, from the year 2014 to the year 2019, 69 Gram Panchayats and 49 Gram Panchayats in the second phase (the year 2019 to 2024), thus a total of 118 Gram Panchayats have been selected so far.

4.8.10 Empowerment of Panchayats and Promotion of Accountability Award Scheme

During the year 2022-23, Zila Panchayat Bhopal and Narsinghpur, Janpad Panchayat Rahatgarh and Bijawar and Gram Panchayat Panwar Chauhan, Jetapurkala, Dhanwada, Billod Mal, Dhedia, Sihoda, Gawli Palasia, Kesharpura, Hadli, Bhulaya, Sanwada received Nanaji Deshmukh Rashtriya Gaurav Gram Sabha Award. Similarly, Gram Panchayat Gangakhedi and Gram Panchayat Jorasi have received Gram Panchayat Development Award and Gram Panchayat Panwar Chauhan has received the Bal Friendly Gram Panchayat Award.

References

- Pithode Tarun (May, 2022). How to align reforms in Madhya Pradesh's Public Distribution System: The Economic Times.
- Department of Food and Consumer Affairs, G (2022). AEPDS Portal. MP. Department of Food and Consumer Affairs.
- Ministry of Consumer Affairs, F.A. (2021). Fortification of rice and its distribution under the Public Distribution System. New Delhi: PIB, Government of India.
- Department of Agriculture, CA (2021). Annual Report 2020-21. New Delhi: Ministry of Agriculture and Farmers Welfare, Government of India.
- Farmers Welfare and Agriculture Development Department, (2022). Bhopal. Madhya Pradesh government.
- MP Warehousing and Logistics Corporation, (2022). Bhopal. Madhya Pradesh government
- Horticulture and Food Processing Department, Madhya Pradesh, (2022). Bhopal. Madhya Pradesh government
- Finance Department, (2022). Annual budget of Madhya Pradesh. Bhopal. Finance Department, Government of Madhya Pradesh.
- Ministry of Jal Shakti, Government of India (2023). Jal Jeevan Mission - Water in every house. Jal Jeevan Mission, Ministry of Jal Shakti, Government of India.
- Department of Economic Affairs, (2023). Economic Survey 2022-23. New Delhi. Ministry of Finance, Government of India.
- Government of Madhya Pradesh Food Consumer Affairs and Public Distribution. (2022). administrative report. Madhya Pradesh Govt.
- Madhya Pradesh Government Food Consumer Affairs and Public Distribution Department. (2022). administrative report. Food Consumer and Public Distribution Department, Government of Madhya Pradesh.
- Economic Affairs Division, (2023). Economic Survey 2022-23, Ministry of Finance, Government of India.
- Finance Department, (2022). Annual budget of Madhya Pradesh. Bhopal. Finance Department, Government of Madhya Pradesh.
- SLBC, (2021-22). Annual Credit Scheme. Bhopal. State Level Banking Committee.
- MNREGA, (2023) Mis. Mahatma Gandhi National Rural Employment Guarantee Act 2005 MIS Portal, Ministry of Rural Development, Government of India.